

**NEW**



## SANKEN SURROUND MICROPHONE

# WMS-5

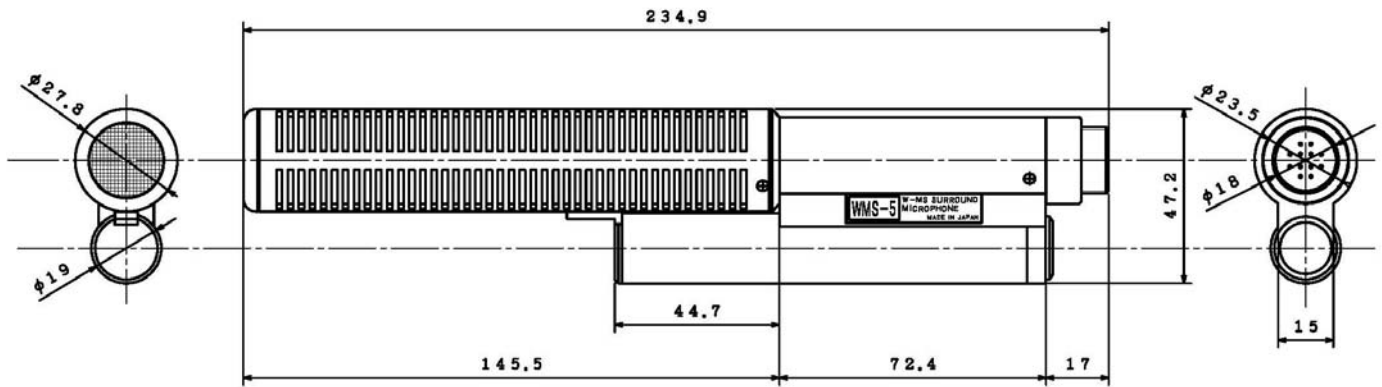
Double M-S technique 5.0 surround microphone



- 5 surround outputs from a microphone (L, C, R, LS, RS)
- Compact size, 234.9mm(Length), 235g(weight)
- Precise phase coherent M, S, M capsule layout
- MS to LR Matrix circuitry in microphone body
- Ideal 5.0 sound localization
- Various accessories for outdoor shooting

Sanken WMS-5 is designed based on famous M-S method. It has 5 surround outputs signals. "M" capsule is used for both "C" and front L, R. "S" signal is for both front L, R and rear LS, RS. Rear "M" capsule is used for LS and RS. In order to keep precise phase coherence, capsules are set vertically on same axis theoretically. Front "C" has shotgun directivity.

## Dimensions



## SPECIFICATIONS

Transducer	DC biased condenser	
Sensitivity	-27dB $\pm$ 2dB (44.7mV)	0dB=1V/Pa at 1 kHz
Frequency Response	50Hz ~ 20kHz	
Equivalent Noise Level	MONO	Less than 20dB(A)
	STEREO	Less than 22dB(A)
	SURROUND	Less than 22dB(A)
Max SPL (THD 1%, 1kHz)	More than 120dB	
Output Impedance(1kHz)	120 Ohms $\pm$ 30%	
Powering	Universal Phantom Feeding DC48V $\pm$ 4V	
<b>Phantom Feeding ch.</b>	Basically, 48V phantom have to be fed from all connected ch.	
<b>Functioning Connection</b>	L, C, R, LS, RS	
	L, C, R,	
	C	
	L, R	
	L, R, LS, RS	
	C, LS, RS	
<b>Not functioning Connection</b>	LS, RS only	
Consumption Current/1ch	Less than 4mA /ch( 5 ch connected)	
	Less than 4mA/ch (only L, R connected)	
	Less than 4mA/ch (only C connected)	
Weight	235g (excluding cable)	
Optional Cable	WSC-535/2.0 12 pin(F) to XLR-3M output X 5 (L, C, R, LS, RS)	
	WSC-551/3.0 12 pin(F) to 12 pin(M) extension cable	
	WSC-750/0.87 "Y" cable for HDcam 12 pin(F) to XLR-3M(C), XLR-5M(LS, RS) (for 3 track recording C, LS, RS: re-composable to 5.0 by using mixer)	
	WSC-532/2.0 12 pin(F) to XLR-3M X 2 (L, R)	
	WSC-531/2.0 12 pin(F) to XLR-3M X 1 (C)	

CODE	DESCRIPTION
WMS-5	Double M-S surround microphone (no cable)
WJ-5	Softie short fur
WJ-5L	Softie long fur
WSC-535/2.0	5.0 Cable 12P multi(F) - XLR3M X 5(2m)
WSC-551/3.0	Extension Cable 12P multi (F) - 12P multi(M) (3m)
WSC-750/0.87	Cam "Y" cable 12P multi(F) - XLR3M and XLR5M (0.87m)
WSC-532/2.0	Stereo Cable 12P multi(F) - XLR3M X 2(2m)
WSC-531/2.0	Mono Cable 12P multi(F) - XLR3M X 1(2m)
WGS-5	Shock mount holder (3/8")
WGC-5	Mic holder for camera shoe (1/4")
K-BWC	Cam corder mic mount attachment (3/8":26mmØ)
K-BWS	Cam corder mic mount attachment (3/8":24mmØ)
K-BWJ	Cam corder mic mount attachment (3/8":21mmØ)
HG-1	Hand grip for WGS-5
TCW-5	Flight case for WSM-5 set



WJ-5 WGS-5



HG-1 WGS-5



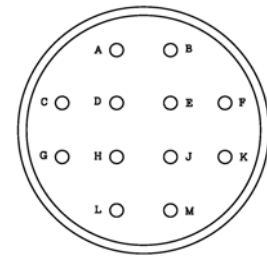
K-BWC WGS-5



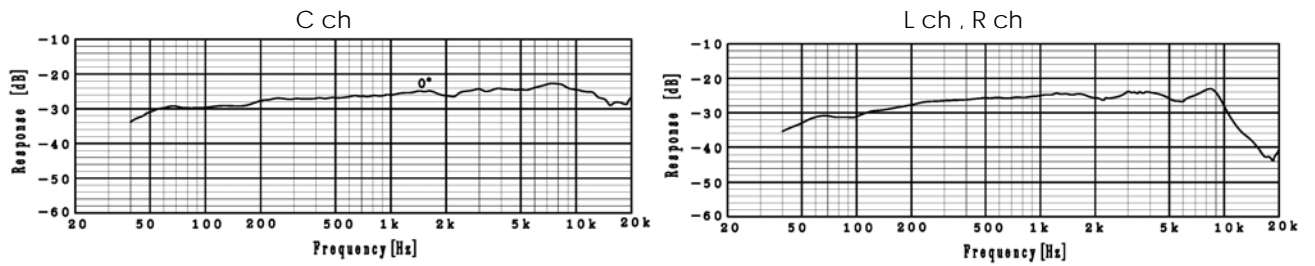
WGC-5

## Output Connector Pin Layout

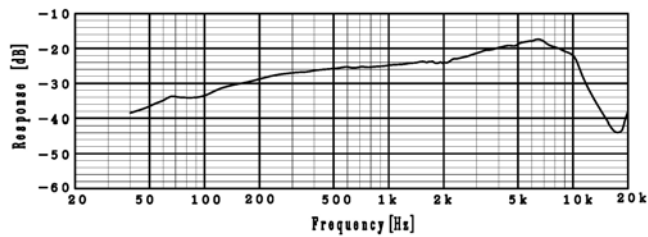
Pin	Signal	Pin	Signal
A	C ch +	G	LS ch +
B	C ch -	H	LS ch -
C	L ch +	J	RS ch +
D	L ch -	K	RS ch -
E	R ch +	L	GND
F	R ch -	M	GND



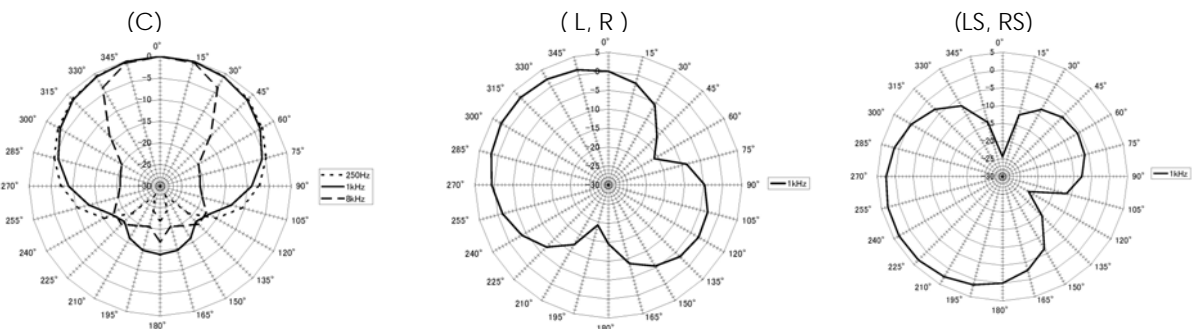
## Frequency Response



LS ch, RS ch



## Polar Pattern



Specifications are subject to change without notice

Designed in conjunction with NHK(Japan Broadcasting Corporation)

## SANKEN MICROPHONE CO., LTD.

2-8-8 Ogikubo, Suginamiku, Tokyo 167-0051 Japan

Phone: +81 3 3392 6581 FAX: +81 3 3393 2055 www.sanken-mic.com

© 2006